


Kleansep™ ceramic membranes and modules




Technical Data Sheet

Historical ranges market leaders



ALSYS ceramic membranes are tube-shaped filters with an asymmetrical membrane structure. With their unique design and construction, KLEANSEP™ products are well-suited to a wide range of applications

Experience in the Field of Ceramic Membrane Technology

Recycle Water and Liquids		Process	
 Water	 Oil & Gas	 Chemistry	Feed & Food
Treatment of industrial, domestic waste water through cross-flow filtration technologies		Production of chemicals, pharmaceuticals, animal feed or human food ingredients through cross-flow filtration technologies	
Bioreactor treatment	Recycling of produced water	Bio-based formulations and materials	Industrial biotechnology by fermentation
Recycling of liquid resources	Treatment of oily water	Chemical and pharmaceutical processes	Filtration of sugar, starch derivatives and beverages

What Makes Kleansep™ Unique ?

- ☑ High temperature resistance
- ☑ High mechanical resistance ceramic materials
- ☑ Compatible with extreme environments (including oxidizing agents, corrosive materials, and solvents)
- ☑ High oil and turbidity tolerance
- ☑ Reliable filtration performance
- ☑ Tubular module: flexible membrane surface area from 0.16 m²/module to 69 m²/module
- ☑ High durability module: housings available in a variety of materials, gaskets available in different types of elastomers

Reliable Filtration Performance

- Temperatures up to 150°C
- Max. TMP: 10 bar
- pH range : 0 – 14
- Membrane materials: ceramic oxides (ZrO₂, TiO₂, Al₂O₃)
- Housing materials: steel (316L, 316Ti), Duplex, Super-duplex, Hastelloy), Fiberglass (FRP) or Plastic (CPVC)
- Gasket materials: NBR, EPDM, FPM, SILICONE



Kleansep™ ceramic membranes

Kleansep™ Membrane Technical Specifications

Channel Diameter (mm)	Membrane area (m ²)	Ceramic tube length (mm)	External diameter (mm)	Number of channels	Code
6	0.16	1178 ± 0.5 mm	25 ± 0.5 mm	7	X
5	0.2	1178 ± 0.5 mm	25 ± 0.5 mm	8	E
4,5	0.2	1178 ± 0.5 mm	25 ± 0.5 mm	12	D
3,5	0.25	1178 ± 0.5 mm	25 ± 0.5 mm	19	W
2,8	0.34	1178 ± 0.5 mm	25 ± 0.5 mm	31	H
2,2	0.5	1178 ± 0.5 mm	25 ± 0.5 mm	52	C
2	0.45	1178 ± 0.5 mm	25 ± 0.5 mm	61	S

General Features

Geometry: Multichannel tubular
 Support materials: TiO₂ – Al₂O₃
 Membrane materials: ZrO₂ or TiO₂
 End sealing: 1 mm or 16 mm

Thermal and Chemical Resistance

Maximum Temperature: Up to 150°C
 Sterilization : 121°C
 Sterilization by oxidizing agents : Yes

Mechanical and Chemical Resistance

Maximum TMP: 10 bar
 Bursting pressure: 80 bar
 pH range: 0 to 14
 Unaffected by solvents and radiation

Microfiltration : 1.0µm 0.8µm 0.45µm 0.2µm 0.1µm HR
 Ultrafiltration : 300 kD HF, 150 kD, 50 kD, 15 kD, 8 kD
 Nanofiltration* : 5 kD, 1 kD

* Nanofiltration products are shaped with 19, 31, and 61 channel geometries

Kleansep™ modules

Kleansep™ modules technical features

MODULES GEOMETRY		Membrane area per module depending on the membranes (m ²)						
Number of membranes	Modules Code	X	E	D	W	H	C	S
		7	8	12	19	31	52	61
1 membrane	Module K01	0.16	0.2	0.2	0.25	0.34	0.5	0.45
3 membranes	Module K03	0.48	0.6	0.6	0.75	1.02	1.5	1.35
7 membranes	Module K07	1.12	1.4	1.4	1.75	2.38	3.5	3.15
19 membranes	Module K19	3.04	3.8	3.8	4.75	6.46	9.5	8.55
37 membranes	Module K37	5.92	7.4	7.4	9.25	12.58	18.5	16.65
67 membranes	Module K67	10.72	13.4	13.4	16.75	24.48	33.5	30.15
99 membranes	Module K99	15.84	19.8	19.8	24.75	33.66	49.5	44.55
138 membranes	Module K138	22.08	27.6	27.6	34.5	46.92	69	62.1

Housing General Features

Steel type:

- Inox 316L
- Inox 316Ti
- Titanium
- Uranus B6 (904L)
- Hastelloy C22
- Hastelloy C276

 Connection type:

- Clamp
- Flange (ISO, ANSI or DIN)

Gasket General Features

Gasket type:

- Single / multi-element gasket
- Individual gasket

 Gasket elastomer materials:

- NBR
- EPDM
- FPM
- SILICONE



Filtration & Membrane Technology, Inc. 8342 Silvan Wind Houston, Texas 77040
 Phone: 713-870-1120 Fax: 713-422-2533 Web: www.fmt-houston.com
 E-Mail: fmt-houston@att.net