





CeraMem® Ceramic Membranes and Modules

Technical Data Sheet



(Left to right) Membrane, module, skid

CeraMem® ceramic membranes are large-diameter monolithic ceramic membranes mainly composed of Silicon Carbide. CeraMem membranes have provided a robust solution for water and waste water treatment needs across a variety of industries for over 30 years. Used either in dead-end or in crossflow operation, CeraMem membranes offer a large membrane area in a compact footprint compatible with a wide range of conditions.

Markets	Specific Applications
 Oil & Gas	Produced water and frac flowback reuse (straight de-oiling, or combined with silica and hardness removal), tailings ponds recycle, desalter blowdown de-oiling, slop oil recovery
 Wastewater	Oily wastewater removal for primary metal and metal finishing applications, combined heavy metal and O&G removal from alkaline cleaner recovery, mining tailings pond recycle, wastewater recovery for industrial laundry, bilgewater treatment for disposal, industrial Membrane Bio-Reactor (MBR)
Water	Emergency water: treatment of surface water in disaster relief conditions to produce drinking water
 Chemicals	Brine filtration (sodium bicarbonate, chlor-alkali), solids removal from chemical streams (solvents, latex dispersions, glycerin, paints, polymers, sulfuric acid)

What Makes CeraMem® Unique?

- Highly electrophilic Silicon Carbide provides high fouling resistance with high O&G content
- Large-diameter monolith allows for high packing density
- High operating temperatures, > 40°C
- Competitive life-cycle cost
- Reduced power consumption due to low fouling tendency allowing low velocity operation
- Sustainable through upsets and varying feed water quality
- Viable for use with chemically aggressive fluids (high/low pH/solvents)



CeraMem®

ALSYS Group

ALSYS

CeraMem® Ceramic Membranes

CeraMem® Membrane Technical Specifications

Membrane Features		
Geometry:	Multi-channel tubular	
Support Material:	SiC	
Membrane Materials:	TiO ₂ , SiO ₂ , Al ₂ O ₃ , SiC	
Membrane dimensions:	5.6" diameter (142 mm), 34" length (864 mm)	
Feed channel diameter:	2 mm	5 mm
Membrane area	113 ft ² (10.5 m ²)	54 ft ² (5 m ²)
Maximum Temperature:	Above 130°C, dependent on seals and housing selection	
Maximum Trans-Membrane Pressure:	10 bar, dependent on housing selection	
Recommended Crossflow Velocity:	6.5-10 ft/sec (2-3m/sec), dependent on application	
Volumetric Flow Rate for 6.5 ft/sec	225 gpm (50m ³ /hr)	
Pressure Drop at 6.5 ft/sec for 2mm Channel	7 psi (0.5 bar), H ₂ O @ 77°F (25°C)	
Pressure Drop at 6.5ft/sec for 5mm Channel	3 psi (0.2 bar), H ₂ O @ 77°F (25°C)	

Housings and Assembly

Housing features	
Housing Material	CPVC, stainless steel (304, 316L, 2205, 2507, Hastelloy), Fiberglass
Boot Seal Material	EPDM, Viton 70 / 90
Connection Type	Victaulic, ANSI flange

CeraMem® Membrane Types

Type	Membrane Pore Size (nominal)	Separation Membrane Material	pH Range
MF	0.2 µm	SiC	0-14
MF	0.2 µm	Alpha alumina	2-13
MF	0.1µm	Alpha Alumina	2-13
MF	0.1µm	Titania	2-13
UF	50 nm	SiC	0-14
UF	10 nm	Titania	2-13
UF	5 nm	Silica	2-9

Filtration & Membrane Technology, Inc.
 8342 Silvan Wind
 Houston, Texas 77040
Phone: 713-870-1120
Fax: 713-422-2533
 E-Mail: fmt-houston@att.net
 Web: www.fmt-houston.com